

Network Connections

- 2018-02-21 - HiMobile

As of HiMobile version 2.0 next to devices also network connections and their properties are available.

HiMobile Home Screen

HiMobile



Click on Network to browse the project tree.




Project / Folders



Select a project and subfolder to display the device/connections list.



The connections can be found below the device list.
Select one to display the connection properties.

127.0.0.1:9010/P... 	
Label	127.0.0.1:9010/Port 3-127.0.0.1:9004/Port 1.4
Connection	ACTIVE
Device A	127.0.0.1
Port A	3
Device B	127.0.0.1
Port B	1.4
Load A-B	51.0
Load B-A	0.0
 	



There are two screens. Wipe left/right to change between them.

Global Status ERROR	
Status	ERROR
Message	127.0.0.1:9004/Module 1/Port 1.4/In Load>=20.0, Current Value:51.0

